

BIRLA BALIKA VIDYAPEETH, PILANI

HOLIDAY HOMEWORK

GRADE 7th

ENGLISH

- Help your mom in cooking a scrumptious meal for you. Pen down the recipe.
- Write a self-composed poem on nature.
- Learn one more poem of your choice for poetry recitation.
- Make a beautiful bookmark for your English notebook. Decorate it and write a famous quotation by a well known poet or author.
- Write a paragraph about your experiences in class 6.
- 5th of June is 'Environment Day'. Celebrate this day by planting a sapling. Take a photograph and paste it. Now write a paragraph on 'How I celebrated the Environment Day'?(150 words)

हिंदी

एक बाल पत्रिका (मैगजीन) बनाइए जिसमें निम्नलिखित विषयों का संकलन करें एवं चित्र भी बनाएँ/चिपकाएँ-

* अपना स्व परिचय लिखिए

(नाम, कक्षा, परिवार परिचय, और परिवार फोटो)

1. अपनी रचनात्मकता के आधार पर सर्वनाम का मॉडल बनाकर लाएँ।
2. अपनी स्वरचित कविता अथवा कहानी लिखिए
3. 20 दिनों तक प्रतिदिन के हिंदी अखबार से पाँच मुख्य समाचार लिखिए।
4. उच्च स्तर की दो कविताएं लिखें और याद करें।
5. दो कवि या लेखकों की जीवनी लिखें और चित्र भी चिपकाए।
6. पर्यायवाची या विलोम शब्दों से एक वर्ग पहेली उत्तर सहित तैयार कीजिए।
7. अपने राज्य के दर्शनीय इलाकों की चित्र सहित सम्पूर्ण जानकारी।

*चुटकुले तथा आश्चर्यजनक तथ्य

*पहेलियाँ

संस्कृत

1. संस्कृत में सूक्ति लिखकर सुंदर व आकर्षक चार्ट बनाएँ।
 2. 'कः' और 'सः' के शब्द रूप तीनों लिंगों (पुल्लिंग, स्त्रीलिंग, नपुंसकलिंग) में लिखें व याद करें।
 3. 1 से 30 तक गिनती लिखें व याद करें।
 4. कोई भी दो कविताएं लिखें और याद करें।
- उदाहरण : शूराः वयं धीराः वयं , एकः मीनौ दौ च कच्छपौ
5. विद्या और परोपकार से संबंधित कोई दो श्लोक लिखें व याद करें।

COMPUTER

General Instructions that are to be followed:

- Handwriting should be neat and legible.
- All the subject holiday homework should be done in respective subject notebooks.
- The holiday homework would be graded.
- The assignments should be submitted to the respective subject teachers.
- Surprise recapitulation will be done by the teachers in the month of July.
- Encourage your ward to do the assigned holiday homework independently.

Summer Tips to be followed:

- "A healthy mind resides in a healthy body" - Pay attention to your health, go for morning and evening walks, drink lots of water, avoid the consumption of junk food, eat healthy and stay healthy.
 - Open your mind for reading newspapers, novels, blogs and stories that will help you in increasing your vocabulary.
 - Indulge yourself into activities like cooking, singing, dancing, aerobics, cycling, trekking, swimming, art and craft, river rafting and gardening. And share your experience with your family and friends.
 - Spend quality time with your grandparents and parents, talk to them regarding their experience of school.
-
- ❖ Make a Power point Presentation on the topic: Artificial Intelligence (at least 5 slides with images)
 - ❖ Make a Power point presentation on Web services and the services provided by www (world wide web with images).
 - ❖ Create a PowerPoint presentation on 'Computer Virus and Protection'. (Max. 6 slides)

"Creativity is seeing what others see and thinking what no one else ever thought."

- Albert Einstein

What you choose to share on social media is always your decision, but what others choose to do with your information may not always be in your control. So, consider some personal safety precautions with social media safety tips.

Social Media Safety:-

- Explore the potential risks associated with using social media platforms.
- Identify common privacy settings and security features available on popular social media platforms (e.g., Facebook, Instagram, Snapchat).
- Develop a set of guidelines for using social media safely, including tips for protecting personal information, recognizing cyber bullying, and reporting suspicious activity in MS word and share printouts of the same with respective teachers.

Prepare a model on the following topics according to your roll no.

Roll No. Topics

1 - 10 Cyber Crime against an individual person

11 - 20 Cyber Crime against property

21 - 30 Cyber Crime against organization/ society

31 onwards Cyber Security

Awareness is the key to avoid cyber attacks. Explain.

2. Write all the CTRL shortcuts.

3. List two benefits of E-Commerce.


Discuss the benefits and drawbacks of social networking sites.

2. What do you understand about Computer ethics? Write any two computer ethics.


SOCIAL SCIENCE

 **Time-Travel Suitcase Project**




Subject: Social Science
Name: _____
Roll No.: _____
Submission Date: ___1st July 2025___

 **Project Objective:**




Travel through India's rich history and geography using your imagination! Build a **Time-Travel Suitcase** to represent different eras and places, creatively connecting **History, Geography, and Civics**.


 **What To Include In Your Suitcase:**

1. History Time Stops (Choose any 2 topics):


-  A postcard or diary entry from a person living in that time.
-  A drawing or model of an artifact (coin, weapon, tool, art).
-  A fictional newspaper headline of a historical event.

2. Geography Destinations (Choose any 2 regions):


-  A map sketch of the region.
-  A drawing/model of local flora, fauna, or traditional house  A travel brochure with climate, location, and activities.


 **Time-Travel Suitcase Project**

3. Civics Corner:

-  Create a small *Rights & Duties Passport* with:
 - 5 Fundamental Rights
 - 5 Fundamental Duties
 - Comparison of one right or duty in the past vs. today

4. Reflection Page:

 Write half a page on:
“If I could bring one idea from the past to improve the present, it would be...”

 **Presentation:**

Decorate a shoebox, folder, or small case as your **Time-Travel Suitcase**. Label each item neatly and creatively.

Caption

PAINTING

EXPLORE INDIAN FOLK ART ON GOOGLE AND CREATE A FOLK ART PAINTING OF YOUR STATE OR ANY OTHER STATE ON ¼ SHEET.

LIFE SKILLS

Instructions: Complete the following tasks during your holidays. You can present your answers in a scrapbook or a poster. Use your creativity to make it fun!

Q: What is the main benefit of regular exercise?

· Activity: Write 5 of your favourite exercises and stick/draw pictures of the same.

MATHEMATICS

1.Maths and Environment - Read different newspaper and magazine articles on the impact of humans on the environment. Collect different data on the same and present the same using bar graphs, pie charts, or pictographs. You can choose to present it using chart paper or a PowerPoint presentation.

Here are some links to explore more about the topic: [Climate Kids NASA](#)

[National Geographic Kids](#)

2. To find out about any one **TRADITIONAL GAME** based on any of the mathematical concepts.

- Rules of the game (A4 Sheet)
- Write down 2- 3 Paragraphs about the game (A4 Sheet)
- You are required to bring the materials of the game to the school.



3. Please note you will also receive a **puzzle** every week. Kindly do those puzzles in your holiday homework notebook. We will discuss them once you are back to school.

SCIENCE

1.Nature Journal

Spend time in a nearby park or garden, observing plants, insects, and animals. Take photographs or make sketches, and compile them into a journal. Include notes on each specimen's characteristics and adaptations.

2.Scientific Reading and Reporting

Read a science-related article, book, or watch a movie about our planet and summarise the content in your own words, highlighting the scientific concepts highlighting the scientific concepts discussed and your personal insights.

3.Health and Nutrition Create a Digital (comic presentation) story (150-200 words) illustrating the importance of healthy eating habits. Include illustrations to enhance the narrative and convey the message effectively.